

**Your survey data was updated successfully.**



**Join us**

## **Dungeness, Lydd Ranges GBBC Survey**

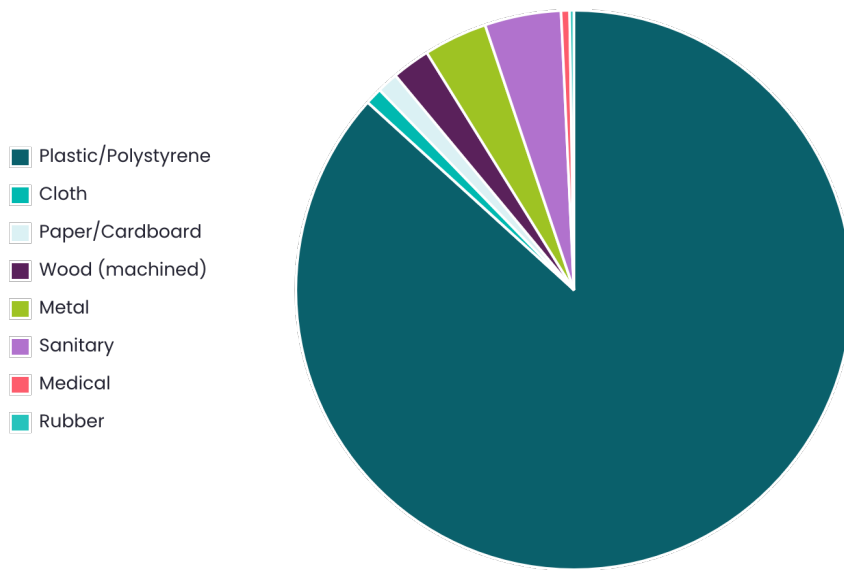
20th September 2025 - 2p.m.

Strandliners Events

# Summary

<b>Location</b> Galloways, Lydd Ranges	<b>Survey volunteers</b> 11	<b>Total volunteers</b> 11	<b>Length of beach surveyed</b> 100m
<b>Width of beach surveyed</b> 50m	<b>Bags collected</b> 6.00	<b>Weight collected</b> 19.63kg	<b>Total items</b> 406
<b>Average items/100m</b> 406.00			

## Materials collected

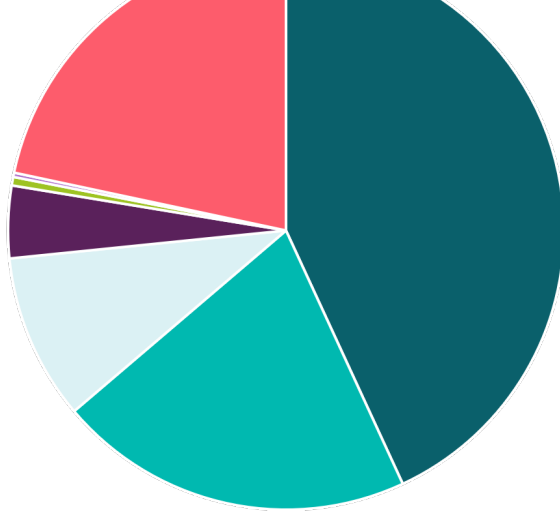



Summary of collected litter material

Material	Items found	Items per 100m	% of total
<b>Plastic/Polystyrene</b>	352	352.00	86.70%
<b>Cloth</b>	4	4.00	0.99%
<b>Paper/Cardboard</b>	5	5.00	1.23%
<b>Wood (machined)</b>	9	9.00	2.22%
<b>Metal</b>	15	15.00	3.69%
<b>Sanitary</b>	18	18.00	4.43%
<b>Medical</b>	2	2.00	0.49%
<b>Rubber</b>	1	1.00	0.25%

## Sources





Summary of collected litter sources

Source	Items found	Items per 100m	% of total
<b>Public</b>	175	175.00	43.10%
<b>Fishing</b>	84	84.00	20.69%
<b>Shipping</b>	39	39.00	9.61%
<b>Sewage related debris</b>	17	17.00	4.19%
<b>Fly-tipped</b>	2	2.00	0.49%
<b>Medical</b>	1	1.00	0.25%
<b>Non-sourced</b>	88	88.00	21.67%

## Full details

### Weather & Influencing factors

**Wind strength:**

Strong

**Sea state:**

Moderate

**Exceptionally high tide:**

No

**Influencing factors:**

Unanswered

**Hazards indentified:**

No

### About what you found

**Did you find any items from another country or traceable items?**

No

### Survey data detail

Plastic/Polystyrene

**352.00 items found per 100m**

8 Bags (e.g. Shopping)

22 Bottles/containers: Drinks

30 Caps / lids

6 Cups - plastic

1 Fishing net and net pieces 50cm+

1 Foamed polystyrene fragments 0 - 2.5cm

16 Food containers incl. fast food containers - plastic

1 Oil containers/drums 0-50cm

63 Packets (crisp, sweet, lolly (inc sticks), sandwich)

1 Shotgun cartridges

10 String and filaments exclusively from dolly ropes

15 Tangled dolly rope

28 Other

**Cloth****4.00 items found per 100m**

4 Clothing / shoes / towels

**Paper/Cardboard****5.00 items found per 100m**

1 Cardboard

**Wood (machined)****9.00 items found per 100m**

1 Lolly sticks / chip forks

**Metal****15.00 items found per 100m**

2 Aerosol / spray cans

1 Foil wrappers

**Sanitary****18.00 items found per 100m**

1 Condoms

6 Towels / pant liners / backing strips

**86.70% of litter total**

1 Bags: Mesh (e.g. vegetable)

1 Bottles/containers/drums: Other

2 Caps/lids non-drink and unknown origin

6 Fishing line (angling)

1 Floats / buoys

2 Foamed polystyrene fragments 2.5 - 50cm

1 Gloves (industrial/professional)

1 Other plastic string and filaments exclusively from fishery (e.g. small net cuttings)

16 Plastic fragments: 0 - 2.5cm

1 Shotgun Wads

14 String / cord / rope: thickness 1 cm +

2 Tangled nets/cord/rope and string without dolly rope or mixed with dolly rope

2 Bottles/containers: Cleaner

1 Buckets

2 Cigarette lighters / tobacco pouches

39 Fishing net and net pieces 0-50cm

1 Floats / buoys not from fisheries

14 Foam / sponge / insulation

3 Lobster/crab pots &amp; tops

6 Packaging/plastic sheeting (industrial)

11 Plastic fragments: 2.5 - 50cm

2 Strapping bands

15 String/cord (thickness 0-1cm)

6 Toys/party poppers/fireworks/dummies

**0.99% of litter total****1.23% of litter total**

3 Cartons (tetrapak e.g. juice)

1 Cups

**2.22% of litter total**

6 Other (0-50cm)

2 Other, 50cm+

**3.69% of litter total**

8 Cans (drink)

2 Caps / lids

2 Scrap (industrial)

**4.43% of litter total**

1 Cotton bud sticks - plastic

1 Tampons &amp; applicators

8 Wet wipes

1 Other

6 Towels / party liners / backing strips

8 wet wipes

1 Other

### Medical

**2.00 items found per 100m**

**0.49% of litter total**

1 Containers/tubes (inc. pill packets)

1 Other

### Rubber

**1.00 items found per 100m**

**0.25% of litter total**

1 Other